





Learn more about  
this product




## Your Gateway to Efficient Connectivity

Kvaser Air Bridge Light HS (FCC) is a configuration-free wireless CAN bridge that achieves predictable latency, without sacrificing stability or range. Comprising a preconfigured pair of plug-and-play units, the Kvaser Air Bridge Light HS (FCC) ensures the rapid exchange of CAN data in applications where a wired connection is unsuitable or challenging due to high environmental abrasion on cables and connectors.

 **Warranty**  
2-Year warranty. See our general conditions and policies for details.

 **Support**  
Free support for all products by contacting [support@kvaser.com](mailto:support@kvaser.com)

 **EAN**  
73-30130-01008-6

## Major Features

- Forms a wireless CAN bridge between a pair of two Kvaser Air Bridge Light HS devices.
- High-speed CAN connection (compliant with ISO 11898-2), up to 1 Mbit/s.
- Plug and play, driver-free, and configuration-free.
- Proprietary wireless protocol for high robustness, very low latency and to enable link establishment and connection in an instant.
- Internal antenna design with polarization diversity.
- Automatic bit rate detection.<sup>1</sup>
- Bit rate conversion between CAN bus systems with different bit rates.
- IP65-rated, dust- and water-resistant housing.
- Extended operating temperature range.
- Compatible with J1939, CANopen, NMEA 2000® and DeviceNet. Higher layer protocol translation handled by the user's application. For software support please see our Technical Associates products and our Software Download page ([www.kvaser.com](http://www.kvaser.com)).

## Support

Documentation, Kvaser SDK and drivers can be downloaded for free at [www.kvaser.com/downloads](http://www.kvaser.com/downloads).

Kvaser SDK is a free resource that includes everything you need to develop software for the Kvaser CAN interfaces. Includes full documentation and many program samples, written in C, C++, C#, Delphi, Visual Basic, Python and t programming language.

Kvaser CAN hardware is built around the same common software API. Applications developed using one device type will run without modification on other device types.

<sup>1</sup> Configurable to a fix CAN bit rate (1Mbit/s, 500 kbit/s, 250 kbit/s or 125 kbit/s). Refer to Kvaser Air Bridge Light HS User's Guide for more information.

## Technical Data

<b>Antenna Output Power</b>	Max 18 dBm
<b>CAN Bit Rate</b>	1 Mbit/s, 500 kbit/s, 250 kbit/s and 125 kbit/s
<b>CAN Channels</b>	1
<b>CAN Transceivers</b>	TJA1051T (compliant with ISO 11898-2)
<b>Certifications</b>	FCC, RoHS
<b>Connector</b>	D-SUB 9 Plug
<b>Dimensions</b>	30 x 151 x 17 mm
<b>Frequency Range</b>	2400 - 2483.5 MHz
<b>Housing Material</b>	Aluminum, PA6
<b>Message Latency</b>	Typically 2.5 - 7.5 ms
<b>Message Rate, CAN 2.0A (11-bit ID) <sup>1</sup></b>	2 x 2100 messages/s
<b>Message Rate, CAN 2.0B (29-bit ID) <sup>1</sup></b>	2 x 1680 messages/s
<b>Message Transfer Capacity <sup>2</sup></b>	Corresponding to 100% bus load for both directions at 250 kbit/s bit rate
<b>Power Consumption</b>	Typically 2 W
<b>Power Supply</b>	9 - 36 VDC
<b>Temperature Range</b>	-40 to +70 °C
<b>Weight</b>	93 g (per device)
<b>Wireless Communication</b>	Frequency Hopping Spread Spectrum (FHSS) with Gaussian Frequency-Shift Keying (GFSK)

<sup>1</sup> Maximum message rate in both directions for eight byte payload. Refer to "Kvaser Air Bridge System Integration Guide" for more information.

<sup>2</sup> Recommended maximum load is 80%. Refer to "Kvaser Air Bridge System Integration Guide" for more information.