




Learn more about
this product





Your Gateway to Efficient Connectivity

Kvaser Hybrid Pro 2xCAN/LIN is a flexible, dual-channel interface that allows each channel to be assigned independently as CAN, CAN FD or LIN. This makes the Kvaser Hybrid Pro 2xCAN/LIN a must-have “universal interface” for every engineer involved in automotive communications!

The Kvaser Hybrid Pro 2xCAN/LIN offers advanced features such as support for CAN FD, Silent Mode, Single Shot, Error Frame Generation and Kvaser MagiSync automatic clock synchronization. As a Pro-level device, this interface can host user-developed programs, created using resources provided within Kvaser’s free CANlib SDK. These can be designed to accomplish a range of advanced tasks, such as CAN node simulation and CAN flashing, or create a LIN to CAN gateway. Guidance and code examples are provided.

 **Warranty**
2-Year warranty. See our general conditions and policies for details.

 **Support**
Free support for all products by contacting support@kvaser.com

 **EAN**
73-30130-01042-0

Major Features

- Hybrid USB CAN/LIN two-channel interface with two separate 9-pin D-SUBs.
- t programs allow users to customise the Hybrid Pro 2xCAN/LIN's behaviour.
- Supports high-speed CAN (ISO 11898-2) up to 1Mbit/s and LIN 2.2A (ISO 17987 Part 1-7) up to 20 kbit/s.
- Supports CAN FD (ISO 11898-1) up to 5 Mbit/s (with correct physical layer implementation).
- Capable of sending up to 20000 messages per second, per CAN channel, time-stamped with a 1 microsecond accuracy.
- USB-powered (bus V+ reference required for LIN).
- Kvaser MagiSync – automatic time synchronization between MagiSync-enabled Kvaser interfaces connected to the same PC.
- Galvanically isolated CAN channels.
- Single-shot function ensures that failed transmissions will not retry.
- LED lights indicate device status.
- Supplied with Kvaser CANlib and Kvaser LINlib, free software APIs that are common to all Kvaser hardware and enable the channels to be configured intuitively and fast.
- Compatible with J1939, CANopen, NMEA 2000® and DeviceNet. Higher layer protocol translation handled by the user's application. For software support please see our Technical Associates products and our Software Download page (www.kvaser.com).

Support

Documentation, Kvaser CANlib SDK and drivers can be downloaded for free at www.kvaser.com/downloads.

Kvaser CANlib SDK is a free resource that includes everything you need to develop software for the Kvaser CAN interfaces. Includes full documentation and many program samples, written in C, C++, C#, Delphi, Visual Basic, Python and t programming language.

Kvaser CAN hardware is built around the same common software API. Applications developed using one device type will run without modification on other device types.

Technical Data

CAN Bit Rate	50 kbit/s to 1 Mbit/s
CAN FD Bit Rate	Up to 5 Mbit/s (with proper physical layer)
CAN Max Message Rate	20,000 msg/s per channel
CAN Transceivers	1051T/E (Compliant with ISO 11898-2)
CAN/LIN Channels	2 (Individually configurable as CAN or LIN)
CAN/LIN Controller	Kvaser CAN/LIN IP in FPGA
Dimensions	50 x 170 x 20 mm for body incl. strain relief
Error Frame Detection	Yes
Error Frame Generation	Yes
Interfaces	USB, CAN, LIN
Kvaser MagiSync	Yes
LIN Bit Rate	1-20 kbit/s
LIN Transceivers	TJA1021T/20
Operating Temperature	-40 to +85 °C
Power Consumption	Max 280 mA
Relative Humidity	0 % to 85 % (noncondensing)
Silent Mode	Yes
Timestamp Resolution	1 µs
Weight	170 g