






Learn more about
this product




Your Gateway to Efficient Connectivity

The Kvaser DIN Rail S030-X11 Relay is an optional add-on module to the Kvaser DIN Rail SE400S-X10 base module with eight N.O. (Normally Open) relays and eight digital inputs that can be used separately. This IP20-rated module is thermal, reverse-polarity protected and surge power supply protected. A power LED displays the state of the module, whilst there are separate LEDs for each of the digital inputs.

 **Warranty**
2-Year warranty. See our general conditions and policies for details.

 **Support**
Free support for all products by contacting support@kvaser.com

 **EAN**
73-30130-01067-3

Major Features

- Supports eight relays and eight digital inputs, controllable through the base module.
- CLASS 2 rated input voltage of 24 VDC (-15%/+20%).
- IP20 rated, plus thermal, reverse-polarity and surge protection.
- Smart clip system for easy mounting on DIN Rail; no tools needed.
- Compatible with J1939, CANopen, NMEA 2000® and DeviceNet. Higher layer protocol translation handled by the user's application. For software support please see our Technical Associates products and our Software Download page (www.kvaser.com).

Related products

- Kvaser DIN Rail SE400S-X10 base module EAN 73-30130-01059-8
- Kvaser DIN Rail S020-X10 Analog add-on EAN 73-30130-01066-6
- Kvaser DIN Rail S010-X10 Digital add-on EAN 73-30130-01065-9

Support

Documentation, Kvaser SDK and drivers can be downloaded for free at www.kvaser.com/downloads.

Kvaser SDK is a free resource that includes everything you need to develop software for the Kvaser CAN interfaces. Includes full documentation and many program samples, written in C, C++, C#, Delphi, Visual Basic, Python and t programming language.

Kvaser CAN hardware is built around the same common software API. Applications developed using one device type will run without modification on other device types.

Technical Data

Date Transfer Rate	1.5 Mbits/s
Dimensions	33.3 x 75 x 101 mm
Input Current, 24 Process	150 mA
Input to UDP Transmission	0.5 ms
Installation Position	Variable
IP class	IP20
Power Dissipation Typical	2.5 W
Power Dissipation Max	4.3 W
Power Supply Voltage	24 VDC (-15%/+20%)
Plug-in Current	< 2 A at 1 ms
Reversed Polarity Protected	Yes
Surge Protected Power Supply	Yes
Transmission Medium	Internal Optical Serial Interface
UDP Message to Output	0.5 ms
Weight	133 g