






Learn more about  
this product





## Your Gateway to Efficient Connectivity


The Kvaser PCIe 8xCAN maximizes channel density through a single PCIe x1 slot, enabling the effortless design of advanced CAN systems.

It is a compact and advanced multi-channel real-time CAN interface with eight CAN/CAN FD channels.

The Kvaser PCIe 8xCAN is highly scalable. Multiple boards can be connected to capture data from tens of CAN channels at a time. An example is hardware-in-the-loop (HIL) suites for automotive testing, where 40 CAN channels are commonly required.

 **Warranty**  
2-Year warranty. See our general conditions and policies for details.

 **Support**  
Free support for all products by contacting [support@kvaser.com](mailto:support@kvaser.com)

 **EAN**  
73-30130-01512-8

## Major Features

- PCI Express CAN interface.
- Supports CAN FD, up to 8 Mbit/s.
- Quick and easy plug-and-play installation.
- Supports both 11-bit (CAN 2.0A) and 29-bit (CAN 2.0B active) identifiers.
- 100 % compatible with applications written for other Kvaser CAN hardware with Kvaser CANlib.
- High-speed CAN connection (compliant with ISO 11898-2), up to 1 Mbit/s.
- Supports silent mode for analysis tools – listens to the bus without interfering.
- Supports simultaneous usage of multiple Kvaser interfaces.
- Full-profile PCIe card.
- Support for SocketCan.
- Compatible with J1939, CANopen, NMEA 2000® and DeviceNet. Higher layer protocol translation handled by the user's application. For software support please see our Technical Associates products and our Software Download page ([www.kvaser.com](http://www.kvaser.com)).



The Kvaser PCIe 8xCAN devices feature two 26-pin HD D-SUB connectors, each providing four channels. A **HD26-4xDS9 splitter** can be used to connect to four separate 9-pin D-SUB connectors. Alternatively, an **HD26-4xM12 splitter** can be used to connect to four separate 5-pin M12 connectors.

## Support

Documentation, Kvaser CANlib SDK and drivers can be downloaded for free at [www.kvaser.com/downloads](http://www.kvaser.com/downloads).

Kvaser CANlib SDK is a free resource that includes everything you need to develop software for the Kvaser CAN interfaces. Includes full documentation and many program samples, written in C, C++, C#, Delphi, Visual Basic, Python and t programming language.

Kvaser CAN hardware is built around the same common software API. Applications developed using one device type will run without modification on other device types.

## Technical Data

<b>CAN Bit Rate</b>	20-1000 kbp/s
<b>CAN Channels</b>	8
<b>CAN FD Bit Rate</b>	Up to 8 Mbit/s
<b>CAN Transceivers</b>	Compliant with ISO 11898-2
<b>CAN Controller</b>	Kvaser CAN IP in FPGA
<b>Certificates</b>	CE, RoHS
<b>Connectors</b>	Two 26-pin HD D-SUB
<b>Dimensions</b>	High profile 102 x 80 mm
<b>Error Frame Detection</b>	Yes
<b>Error Frame Generation</b>	Yes
<b>Galvanic Isolation</b>	Yes
<b>Host interface</b>	PCI Express x1
<b>Interfaces</b>	CAN, PCI Express
<b>Max message rate</b>	20000 <sup>1</sup> msg/s per channel
<b>Operating Systems</b>	Linux, Windows <sup>2</sup>
<b>Power Consumption</b>	Typically 980 mA at 3.3 V
<b>Relative humidity</b>	0 % to 85 % (non-condensing)
<b>Silent Mode</b>	Yes
<b>Temperature Range</b>	-40 to +85 °C
<b>Timestamp Resolution</b>	1 µs
<b>Weight</b>	72 g

<sup>1</sup> The message rate is based on tests on a reasonably powerful desktop computer. On a slow host computer, it might not be possible to reach the maximum message rate on all channels simultaneously, especially when running on smaller embedded systems.

<sup>2</sup> Windows 10 (IA-32 and x86-64)  
Windows 11 (x86-64)